

## Finance and Insurance in San Jose-Sunnyvale-Santa Clara, CA



Economic Modeling Specialists International | [www.economicmodeling.com](http://www.economicmodeling.com)

---

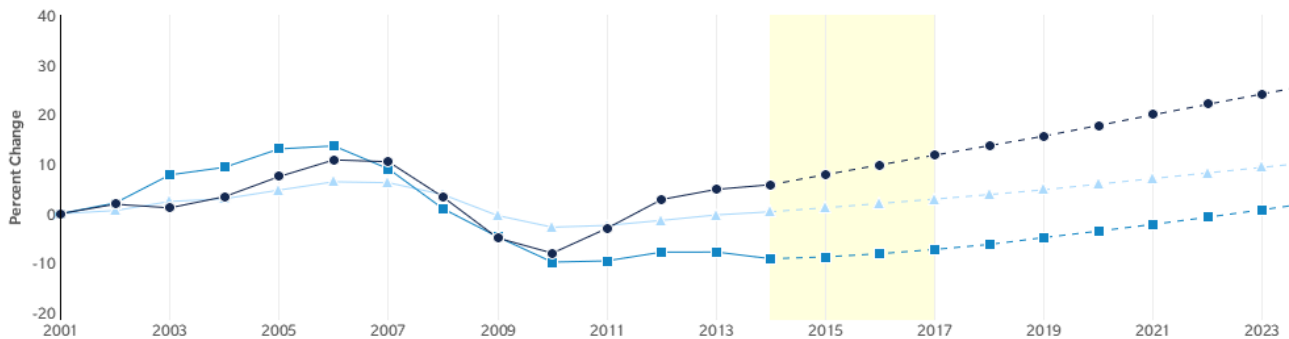
## Industry Summary for Finance and Insurance

<b>20,889</b> Jobs (2014) 49% below National average	<b>5.6%</b> % Change (2014-2017) Nation: 2.5%	<b>\$160,086</b> Avg. Earnings Per Job (2014) Nation: \$111,058
--	---	---

## Industry Detail

Establishments (2014)	2068
Jobs Multiplier	Only Available for 6-Digit
Unemployed (11/2014)	775

## Regional Trends



Region	2014 Jobs	2017 Jobs	% Change
● Region	20,889	22,063	5.6%
● State	514,789	525,428	2.1%
● Nation	5,662,090	5,806,227	2.5%

## Occupations Employed by this Industry

Description	Employed in Industry (2014)	% of Total Jobs in Industry (2014)
Loan Officers	1,187	5.7%
Insurance Sales Agents	1,104	5.3%
Securities, Commodities, and Financial Services Sales Agents	1,535	7.3%
Tellers	2,296	11.0%
Customer Service Representatives	1,294	6.2%








## Industry Gender Breakdown

---

Gender	2014 Jobs	2014 Percent
Males	9,108	43.6% 
Females	11,780	56.4% 







## Industry Age Breakdown

---

Age	2014 Jobs	2014 Percent
14-18	60	0.3% 
19-24	1,557	7.5% 
25-34	5,726	27.4% 
35-44	5,625	26.9% 
45-54	4,680	22.4% 
55-64	2,635	12.6% 
65+	606	2.9% 

## Industry Race/Ethnicity Breakdown

---

Race/Ethnicity	2014 Jobs	2014 Percent
White (Not Hispanic or Latino)	10,119	48.4% 
Asian (Not Hispanic or Latino)	6,055	29.0% 
Hispanic or Latino (All Races)	3,566	17.1% 
Black or African American (Not Hispanic or Latino)	640	3.1% 
Two or More Races (Not Hispanic or Latino)	375	1.8% 
Native Hawaiian or Other Pacific Islander (Not Hispanic or Latino)	89	0.4% 
American Indian or Alaska Native (Not Hispanic or Latino)	43	0.2% 

---

## Top Regional Businesses

<b>Business Name</b>	<b>Industry</b>	<b>Local Employees</b>
Svb Analytics, Inc.	Commercial Banking (522110)	969
Svb Securities, Inc.	Investment Banking and Securities Dealing (523110)	969
Ehealth, Inc.	Insurance Agencies and Brokerages (524210)	635
Comunity Lending, Incorporated	Miscellaneous Intermediation (523910)	380
Accel Kkr Co. Llc	Investment Advice (523930)	300

*Source: Equifax Business-Level Data*