

Manufacturing in San Jose-Sunnyvale-Santa Clara, CA



Economic Modeling Specialists International | www.economicmodeling.com

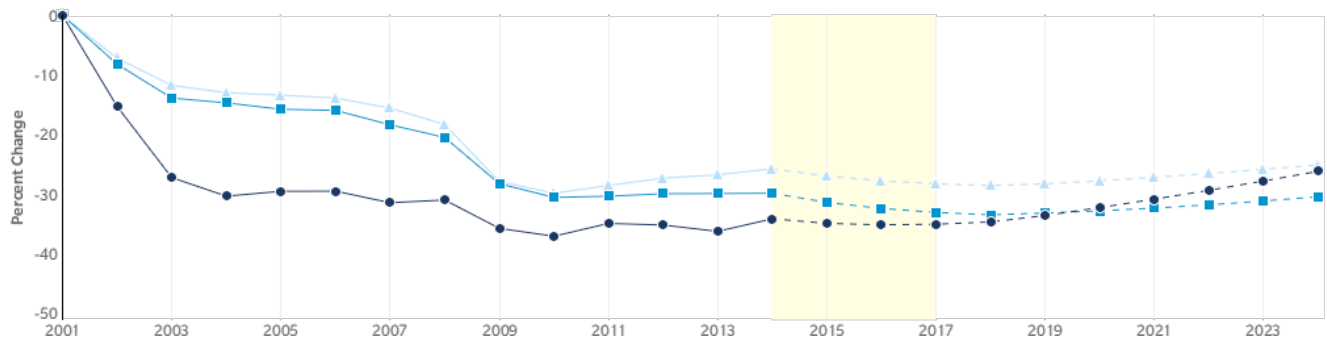
Industry Summary for Manufacturing

160,033 Jobs (2014) 82% above National average	-1.4% % Change (2014-2017) Nation: -3.4%	\$184,589 Avg. Earnings Per Job (2014) Nation: \$77,455
--------------------------------------------------------------------	--------------------------------------------------------------	-----------------------------------------------------------------------------

Industry Detail

Establishments (2014)	2552
Jobs Multiplier	Only Available for 6-Digit
Unemployed (11/2014)	8,452

Regional Trends



	Region	2014 Jobs	2017 Jobs	% Change
●	Region	160,033	157,831	-1.4%
●	State	1,247,205	1,189,732	-4.6%
●	Nation	12,161,748	11,747,182	-3.4%





Occupations Employed by this Industry

Description	Employed in Industry (2014)	% of Total Jobs in Industry (2014)
Architectural and Engineering Managers	5,043	3.2%
Software Developers, Applications	6,207	3.9%
Software Developers, Systems Software	10,326	6.5%
Computer Hardware Engineers	7,283	4.6%
Electrical and Electronic Equipment Assemblers	5,870	3.7%




Industry Gender Breakdown

	Gender	2014 Jobs	2014 Percent	
●	Males	109,859	68.6%	
●	Females	50,174	31.4%	

Industry Age Breakdown

	Age	2014 Jobs	2014 Percent	
●	14-18	751	0.5%	
●	19-24	5,696	3.6%	
●	25-34	28,513	17.8%	
●	35-44	48,453	30.3%	
●	45-54	48,570	30.4%	
●	55-64	23,852	14.9%	
●	65+	4,197	2.6%	

Industry Race/Ethnicity Breakdown

	Race/Ethnicity	2014 Jobs	2014 Percent	
●	Asian (Not Hispanic or Latino)	66,672	41.7%	
●	White (Not Hispanic or Latino)	64,992	40.6%	
●	Hispanic or Latino (All Races)	22,003	13.7%	
●	Black or African American (Not Hispanic or Latino)	3,525	2.2%	
●	Two or More Races (Not Hispanic or Latino)	2,045	1.3%	
●	Native Hawaiian or Other Pacific Islander (Not Hispanic or Latino)	557	0.3%	
●	American Indian or Alaska Native (Not Hispanic or Latino)	239	0.1%	

Top Regional Businesses

Business Name	Industry	Local Employees
Brocade Communications Systems Inc	Other Communications Equipment Manufacturing (334290)	2,500
Varian Medical Systems, Inc.	Electromedical and Electrotherapeutic Apparatus Manufacturing (334510)	2,068
Ibm	Electronic Computer Manufacturing (334111)	1,501
Hp Atalla Security Products	Electronic Computer Manufacturing (334111)	1,500
Lifescan, Inc.	Analytical Laboratory Instrument Manufacturing (334516)	1,400

Source: Equifax Business-Level Data